

SCENAS – MOBILE SCENARIO ASSISTANT FOR COMPLEX SYSTEM CONFIGURATIONS

Alexander Streicher, Daniel Szentes, Wolfgang Roller

*Fraunhofer IOSB (GERMANY)
firstname.lastname@iosb.fraunhofer.de*

ABSTRACT

Modern mobile devices are optimally suited to act as mobile assistance systems and mobile knowledge brokers. In demonstration scenarios with complex systems they can assist in the complicated setup and operation. The contribution of this work is the concept of a scenario assistant for complex scenarios consisting of complex, heterogeneous system networks. The main objective is to provide the users with a simple, intuitive assistance system to help them setup and operate these systems. This is realized within the implemented scenario assistant SCENAS. It hides the complexity of the configuration and presents the user with an abstract, non-technical view of the scenario and the system configurations. Additionally the scenario assistant can help the user by providing help and information content to the target systems. The application is shown in a complex, heterogeneous system for image exploitation.

KEYWORDS

assistance system, scenario assistance, mobile learning, modelling and simulation, human computer interfaces

1. INTRODUCTION

The setup and operation of complex systems in demonstration scenarios require profound understanding of the internals of the involved components. One has to know the role and activities a specific system should play, as well as how the data and information flow is. The vision is to provide operators and users with assistance systems which hide the complexity. In the background, take care of the technical aspects and, in the foreground, show the users an abstract, non-technical view of the scenario and system configuration. Similar challenges can be found where complex technical systems operate in the background, like in home automation, smart environments or medicine [3, 5, 15]. Typically in home automation systems one does not want to know the technical aspects of the integrated sensors, controllers and actors, but to just have a remote control which takes care of opening up jalousies, the garage or regulate the temperature. In medicine the doctors and nurses do not want and do not have the time to adjust medical equipment but they just want to use it to operate or to care. One common solution is to insert an additional layer which hides the complexity from the users [18, 19].

We present an approach of a mobile assistance and e-learning system called Scenario Assistant (SCENAS) which hides the complexity of the underlying configuration of a complex, heterogeneous system for image exploitation. It presents the user with building blocks for scenario construction. In combination with a simulation environment the user can learn and train the handling of such systems. E-Learning and assistance systems can help experts as well as non-professionals to effectively setup complex systems for their utilization in demonstration scenarios. Assistance systems can abstract complicated workflows and take over an active role in setting up the target systems – like some kind of 'remote control'. Instead of manually configuring each and every system the configuration can be automatized. And when used in e-learning and training these assistance systems often give access to help- and learning material. Training environments can help amateurs as well as experts trying to understand such complicated systems. In combination with a simulation environment this opens up the possibility for training. The users can construct new scenarios using

the building blocks and test them in virtual environments. In addition game elements will motivate the learners to actually play SCENAS to get a grasp of the interplay of the various complex systems.

The research question is how to optimally assist and help the user when planning and setting up demonstration scenarios for a complex, heterogeneous network of interconnected system appliances. Additional complexity is added by the experimental nature of such systems. Because of the experimental nature they tend to not being fully documented – this is often the case when they are part of active research projects. However, they are more than often actually used in real-life operation and actively used for field tests and demonstration scenarios. But still, experts have to setup and operate the various components. They have to configure each system to fit to a certain target scenario. Additionally those people are often specialists just for their own systems. Therefore in a heterogeneous network of multiple, interconnected systems many specialists are needed. However in field tests they, too, need knowledge about the other systems with which they interact. Because of complex internal structures for a non-professional this is almost always impossible.

One application of SCENAS is an experimental image exploitation system (ExBA). ExBA consists of different, complex systems, which offer technologies and support in solving different tasks and problems in the area of exploitation [16]. Image exploitation includes automatic and interactive extraction of information from images and video recordings as well as its preparation and processing. Because the ExBa image exploitation system consists of heterogeneous, interconnected components with varying properties as well as varying technologies expert knowledge is required for their configuration and putting into operation. SCENAS can help here.

This paper is organized as follows: the next section on related work presents research and applications similar to ours. The following section on the system environment introduces the ecosystem of our mobile scenario assistant SCENAS and describes the architecture modeling approach. After that SCENAS and its components are presented. A short example of the application in a heterogeneous image exploitation network is then shown. As a last point we give concluding remarks and present future ideas.

2. RELATED WORK

Other work involved with scenario assistance systems can be found in the area of home automation or smart environments. This broad area includes computational architecture design, network protocols, intelligent sensor networks, action identification and prediction as well as philosophical considerations [5]. The technological basis for the automated information exchange and system interoperability can be found in the machine-to-machine (M2M) technologies [3]. M2M by itself means by definition complex systems. However, a desirable path would be to offer plug-and-play installation and usage of such systems, in particular in respect to future easy to use home automation systems. This path is one of the main directions of this paper. An example for easy installation and usage in home automation is shown in [1].

The work in this paper is based on the mobile device framework Android. Mobile handhelds are commonly used to offer users ubiquitous access to information and communication protocols. Additionally they can be used as remote controls for computers and household and office appliances [11, 12]. Manashty et al. present a smartphone-based remote control for controlling a smart-home environment [8]. Similar to the work presented by us they show how to integrate a mobile scenario assistant for home automation. Another example for mobile assistance systems for smart environments is the project MEIKE [2]. Similar to our approach MAIKE want ease the setup of heterogeneous device ensembles, in particular for smart, multimodal rooms. The users should not spend their time and efforts on complicated setup and operation requirements.

For distributed systems where various agents – or also named controllers – exchange data and information universally accepted engineering patterns exist, especially for modeling and simulation [19]. The effective and interoperable modeling of heterogeneous systems can be achieved by aligning the architecture and interfaces to the Discrete Event System Specification (DEVS) [20]. The presented work in this paper makes use of this principle. Other work also using DEVs for distributed systems and simulations is presented in [9, 13]. Röhl et al. present a component framework that can be added as an additional layer on top of simulation systems to achieve a flexible composition of efficient simulation models [13].

So far, to the best of our knowledge, no mobile assistance system for scenario configuration applications has been presented yet. The application area of our mobile assistance system, *viz* image exploitation and

surveillance, is an active research topic, especially the automatic surveillance and automation technologies [4, 6, 10]. The complexity of the developed systems and algorithms hinders non-experts to plainly use that technology. The presented mobile scenario assistant tries to shorten the gap between technology and its plain application.

3. SYSTEM ENVIRONMENT

The scenario assistant is embedded in a complex interconnected system for image exploitation. Reconnaissance and surveillance in civilian and military areas is often carried out in a network of complex heterogeneous subsystems. Image exploitation includes automatic and interactive extraction of information from images and video recordings as well as its preparation and processing.

3.1 Experimental System for Image Exploitation (ExBA)

One example of such an interconnected system is the Experimental System for Image Exploitation (ExBA) [16]. Civilian and military personnel use it in training and demonstration scenarios in the application field of image exploitation, reconnaissance and surveillance. ExBA consists of various user interfaces, sensor platforms and processing algorithms (examples shown in Figure 1).



Figure 1: Components of the an experimental system for image exploitation (ExBA)

For example a digital situation desk offers multiuser touch displays both for mission planning and monitoring [16]. The composite sensor network AMFIS [4] includes a variety of sensor platforms and networks, e.g. unmanned aerial camera platforms as quadro-copters or balloons, unmanned land-based vehicles, stationary cameras and unmanned underwater vehicles like mini-submarines. Another subsystem is the Coalition Shared Database (CSD), a distributed database concept where all mission planning data, collected sensor data (pictures, video streams etc.) are stored. Also included is the ABUL subsystem which provides computer vision algorithms to create for example fine-tuned geo-location referenced image mosaics or super-resolution images [6]. To complete the picture a mobile assistance subsystem offers the user context-relevant help and learning material [17]. The configuration of all these subsystems is complicated, time consuming and needs expert knowledge. Thus to ease the configuration process and enable non-professionals to set-up the whole system for training and demonstrations the SCENAS scenario assistant has been developed. It is integrated on the XMPP-based communication layer which encompasses the whole interconnected network (Figure 2).

3.2 Modularized Scenario Description

To abstract and modularize the functions of complex interconnected systems standard information process paradigms and standards can be applied. Typically algorithms process some input and yield an output. To achieve interoperability in distributed systems the common principle is to standardize interfaces as well as input and output messages. Further standardization can be achieved by applying commonly accepted standards like the Discrete Event System Specification (DEVS) or the IEEE simulation standard High Level Architecture (HLA) [7, 20]. DEVS is a formalism for modelling and analysis of discrete event systems.

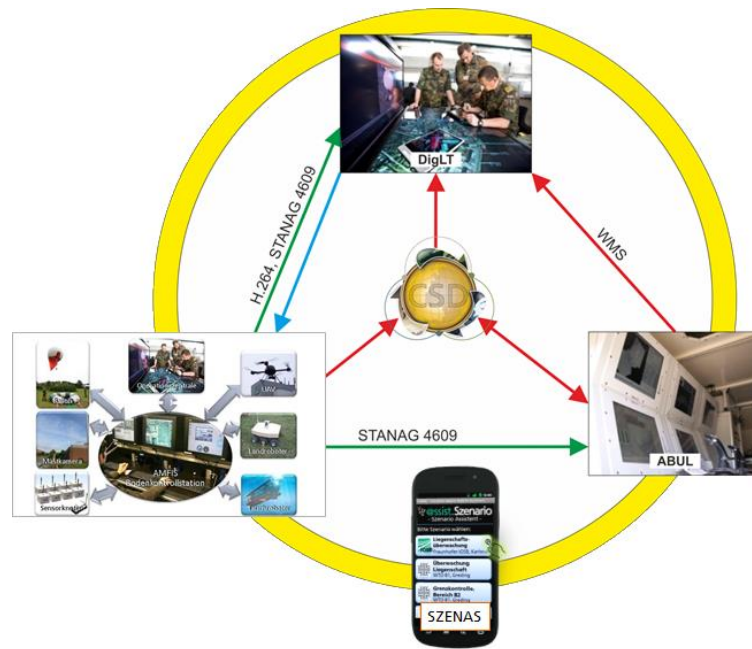


Figure 2: Schema of the interconnected system network ExBA

For the scenario configuration assistant and our application in the image exploitation system ExBA we assume that the underlying processes can be described by state transition tables and has discrete events, like “object spotted” or “mapping process finished”.

One possibility to achieve interoperability and abstract a complex system with multiple components is to identify the functions and to describe those functions as atomic functional elements (FE). Each functional element has exactly one input and output, and each input and output is connected to other components. Hence inputs and outputs represent component borders. By following standardized schematics for input and output connections the functional elements are interchangeable and possible pathways can be found automatically.

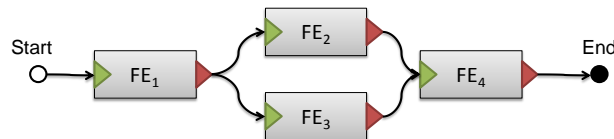


Figure 3: Principle of scenario paths with interchangeable functional elements (FE)

For each functional element exist multiple possibilities for input and output nodes. In a typical state machine model a source and a target state exist, i.e. start and end. In the graph representation of all valid combinations of functional elements multiple valid scenario paths can be found from start to end (Figure 3). Hence a scenario path is a valid sequence of processing instructions in the interconnected system. This can be seen as one possible scenario. With this formalization of a complex interconnected system a modular scenario description can be achieved. Additional interoperability to external systems can be achieved by following the DEVS schematics. The functional elements are similar to the atomic models in DEVS; in combination with the input and output port specifications they represent coupled DEVS models [20].

4. SCENAS

The scenario assistant SCENAS consists of agents and viewing clients. The former are controller modules which are deployed on each appliance system, the latter contain the GUI and it is implemented as a Web-based mobile application.

4.1 Architecture

The whole system is a distributed system with server and clients. Basically it follows the standard client-server architecture model. The clients connect to managing server hubs to interchange messages with the modules and agents in the back. A key aspect of the whole architecture is the communication layer based on the eXtensible Messaging and Presence Protocol (XMPP) [14]. XMPP is used here as an extensible Message Oriented Middleware (xMOM) platform for machine-to-machine communication. From a technical perspective, by using XMPP on the communication layer the underlying complexity of message handling can be greatly reduced. Alternatively one could use competing communication protocols like Bonjour or the Service Location Protocol (SLP). All the managing aspects of distributed message communication are done by this standardized communication protocol and associated middleware. Since XMPP offers the possibility to have multiple XMPP servers interconnected this architecture is open for scalability, i.e. decentralized locations for different scenario systems. The message payloads are encoded as XML; in XMPP called XML stanzas. An XML stanza is a discrete semantic unit of structured information [14]. They are sent between the communicating agents and servers (Figure 6). Scenario configuration messages are of the XML stanza type `<message/>`, whereas the connected system components register themselves in the XMPP network via the stanza type `<presence/>`.

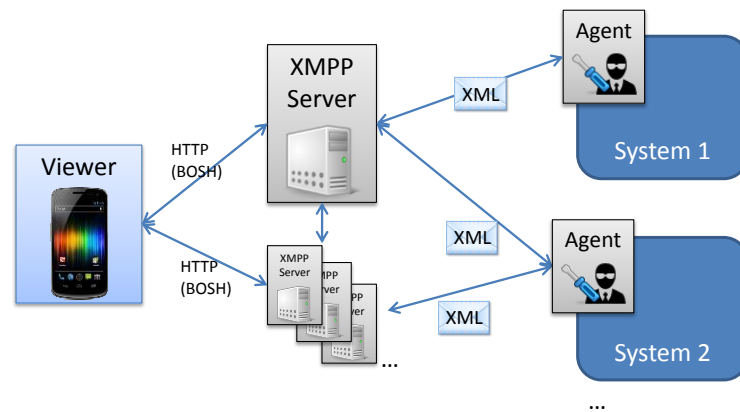


Figure 4: System architecture with XMPP servers, handheld clients and target systems with associated agents

The reason for a decentralized design where the configuration parameters are stored locally on the devices was to achieve flexibility. The users should be able to adjust, i.e. reconfigure, or create new scenarios. This can be easily achieved by extending the XML schema with new semantic elements or by just using a key-value-pair semantic.

An additional advantage of using XMPP as communication layer is that one can easily monitor the message bus via a variety of already existing XMPP clients. Since the communication takes place in a normal XMPP multiuser chat room every authorized XMPP client can join that chat room and observe the incoming SCENAS messages.

4.1 SCENAS Agents and Controllers

To control the actual appliances we implemented agents – also often called adaptor, proxy or bridge – which translate the SCENAS commands to the specific target system. The SCENAS agent utilizes a plug-in concept to reduce overall complexity by encapsulating system-specific logic in own modules.

For each involved system, which should be automatically configured, a module has to be created. Each module contains transformation rules to translate the SCENAS scenario configuration messages to the specific language of the target system. It acts like a mediator between the SCENAS internal representation of scenario parameters and the specific interfaces of the target systems.

Each SCENAS Agent can be implemented in an omnipotent way, i.e. it carries all modules for every involved system. Unused modules can be disabled. This concept makes it easy to deploy the SCENAS agents

on the target systems because little adjustments have to be made. Activated modules register themselves at the XMPP network in a dedicated multiuser chat room. The presence of a certain system in the chat room is an indicator that this system is online and ready; this status can then be presented to the user in the SCENAS Viewer.

4.1 SCENAS Viewer

The Android application SCENAS Viewer is the graphical user interface of the SCENAS system. It provides the user with an intuitive view of the available scenarios, gives status information of system availability and interfaces to start a scenario.

Following the model-view-controller principle (MVC) the SCENAS Client is realized as a web-based application. The implementation of the presentation layer is done in HTML5+CSS3, the control logic is done in JavaScript, and the model uses XML as data representation. The controller makes use of the well-known JavaScript library jQuery and jQuery mobile. The JavaScript library *Strophe.js* is used as XMPP library to communicate with the XMPP network. Since vanilla JavaScript does not allow persistent TCP/IP connections the XMPP extension Bidirectional-streams Over Synchronous HTTP (BOSH) has to be used. BOSH is a transport protocol which allows a bidirectional stream between two XMPP entities. It uses the long polling technique to keep up the XMPP connection [14]. As the client is realized as a platform independent web-based application SCENAS Client can be started on mobile devices with Android or iPhone as well as desktop computers. Example of the graphical user interface is shown in Figure 5. A list of available scenarios is shown left; the screen in the center gives a detailed description of the scenario and an overall status report of all involved systems (“5 of 8 are ready”); the right screen gives a detailed status report on each participating system.



Figure 5: SCENAS graphical user interface

4.2 Application

SCENAS has been tested in the heterogeneous image exploitation network ExBa [4, 16]. In the following an example of a demonstration scenario is outlined and the outcome of the application of SCENAS is explained.

One possible demonstration scenario is to survey a defined area. The ExBa components work together and continuously interchange data and information. Human operators plan and analyze the information to decide which actions to take e.g. raise an intruder alert or explore unobserved areas.

The scenario is as following: a system manager decides on starting a scenario “surveillance of area X”. The digital observation table DigLT should load a schematic map of area X, AMFIS stationary cameras A and B should point to spots X.a and X.b. The waypoint list for area X and a specific route are loaded into the pilot interface of the AMFIS land robot.



Figure 6: Application of different scenario parameters to the stationary cameras

When a user selects this demonstration scenario the mobile client sends the specific configuration parameters for this scenario via XMPP to the agents on the appliances. The agents then communicate with the controllers of the target devices and translate the incoming configuration messages. For example, the dome cameras A and B should point to X.a and X.b. The agents receive new coordinates and translate them to new angular parameters for the cameras. As an application example for this camera scenario see Figure 6. The whole message communication can be easily observed by connecting to the XMPP server and the dedicated chat room with a common XMPP client. In this small example of a much bigger scenario the dome cameras changed their orientation according to the exchanged XML-based configuration messages. An important aspect is that the controlling of the various target systems, i.e. here the motors of dome cameras, is still done by their native software components or by the specific system's middleware – and not by the introduced agent modules. The agents only act as a wrapper (proxy) to the actual controller. In a system environment similar to ExBA (Figure 2) one only has to implement agent modules for the first hierarchy. In ExBA we implemented agent modules for the composite sensor network AMFIS, the digital situation desk DigLT or the machine vision algorithm toolbox ABUL.

The scenario configurations are based on the formalized subsystem functional descriptions created beforehand by the system designers. Of course the first step is to identify which system components should – and actually can – be configured in an automatic way (atomic models). These subcomponents are then described functionality-wise by the introduced functional element (FE) principle (section 3.2). In ExBA experts from the various subsystems described the functionalities of their subsystem by an agreed-on semantic formularization specification which is similar to the DEVS schematics [20]. In brief, basically all sets of possible input and output events are identified and described with unique port identifiers following an aligned naming convention. The coupled models then represent possible scenario event stations which can be followed algorithmically to determine all possible scenario paths.

5. CONCLUSION

The mobile scenario assistant SCENAS and its distributed architecture have been presented in this paper. SCENAS is a scenario assistance system to automatically configure components of a complex, heterogeneous system for its use in training and demonstration scenarios. It has a distributed architecture with a platform independent, modern web-based GUI and specific agent applications which communicate via XMPP. SCENAS system has been tested in a heterogeneous interconnected system for image exploitation. Various user interfaces, sensor platforms and processing algorithms can be automatically configured. Software agents non-intrusively translate and transfer configuration parameters to the target systems.

Future research will take the scenario assistant one step further to offer an authoring utility to the users so they can by themselves add and edit scenario configurations. This is based on the visual programming environment principle. Basis for this must be a standardized, machine-readable description of the involved systems and their functionalities. The idea is to provide the users with a puzzle-like graphical user interface with templates so they can patch together new functional combinations in a standardized fashion.

REFERENCES

- [1] Abdulrazak, B. and Helal, A. 2006. Enabling a Plug-and-play integration of smart environments. In *Information and Communication Technologies, 2006. ICTTA '06*. 2nd, 820–825.
- [2] Berg, M., Weber, N., Ruscher, G., and Bader, S. 2010. Maik: Mobile Assistenzsysteme für intelligente kooperierende Räume und Ensembles. In *5. Kongress Multimediaetechnik*. Stefan Kalkbrenner, Wismar, Germany.
- [3] Boswarthick, D., Elloumi, O., and Hersent, O. 2012. *M2M Communications: A Systems Approach*. Wiley.
- [4] Bürkle, B., Segor, F., Kollmann, M., Schönbein, R., Bulatov, D., Bodensteiner, C., Werner, P., and Solbrig, P. 2011. Autonomous Geo-referenced Aerial Reconnaissance for Instantaneous Applications. In *International Journal On Advances in Systems and Measurements SYSMEA 2011*, 192–202.
- [5] Cook, D. and Das, S. 2005. *Smart environments. Technology, protocols and applications*. Wiley Series on Parallel and Distributed Computing 43. Wiley, Hoboken, N.J.
- [6] Heinze, N., Esswein, M., Krüger, W., and Saur, G., Eds. 2010. *Image exploitation algorithms for reconnaissance and surveillance with UAV*.
- [7] IEEE. 2000. IEEE Standard for Modeling and Simulation (M&S) High Level Architecture (HLA) - Framework and Rules. *IEEE Std. 1516-2000*, i -22.
- [8] Manashty, A. R., Rajabzadeh, A., and Jahromi, Z. F. 2010. A Scenario-Based Mobile Application for Robot-Assisted Smart Digital Homes. In *IJCSIS. International Journal of Computer Science and Information Security* 5.
- [9] Mittal, S., Risco-Martin, J. L., and Zeigler, B. P. 2009. DEVS/SOA: A Cross-Platform Framework for Net-centric Modeling and Simulation in DEVS Unified Process. *SIMULATION* 85, 7, 419–450.
- [10] Monari, E., Voth, S., and Kroschel, K. 2008. An Object- and Task-Oriented Architecture for Automated Video Surveillance in Distributed Sensor Networks. In *Advanced Video and Signal Based Surveillance, 2008. AVSS '08. IEEE Fifth International Conference on*, 339–346.
- [11] Myers, B. A. 2005. Using handhelds for wireless remote control of PCs and appliances. *Interacting with Computers* 17, 251–264.
- [12] Myers, B. A., Nichols, J., Wobbrock, J. O., and Miller, R. C. 2004. Taking Handheld Devices to the Next Level. *Computer* 37, 12, 36–43.
- [13] Röhl, M. and Uhrmacher, A. M. 2006. Composing simulations from XML-specified model components. In *Proceedings of the 38th conference on Winter simulation. WSC '06. Winter Simulation Conference*, 1083-1090.
- [14] Saint-Andre, P., Smith, K., and TronCon, R. 2009. *XMPP: The Definitive Guide: Building Real-Time Applications with Jabber Technologies*. O'Reilly Media.
- [15] Schobel, J., Schickler, M., Pryss, R., Nienhaus, H., and Reichert, M. 2013. Using Vital Sensors in Mobile Healthcare Business Applications: Challenges, Examples, Lessons Learned. In *9th Int'l Conference on Web Information Systems and Technologies (WEBIST 2013), Special Session on Business Apps*, 509–518.
- [16] Segor, F., Bürkle, A., Kollmann, M., and Schönbein, R. 2011. Instantaneous Autonomous Aerial Reconnaissance for Civil Applications. In *International Academy, Research, and Industry Association -IARIA-: GlobeNet 2011 : International Conference on Systems (ICONS)*, 72–76.
- [17] Streicher, A., Szentes, D., and Bargel, B.-A. 2011. Integrierte Mobile Learning Lösung für ein heterogenes Roboterverbundsystem in der Bildauswertung. In *DeLFI 2011: Die 9. e-Learning Fachtagung Informatik - Poster, Workshops, Kurzbeiträge, Technische Universität Dresden, Germany, 5.-8. September 2011*. TUDpress.
- [18] Wiederhold, G. 1992. Mediators in the architecture of future information systems. *Computer* 25, 3, 38–49.
- [19] Yilmaz, L. and Ören, T. 2009. *Agent-Directed Simulation and Systems Engineering*. Wiley Series in Systems Engineering and Management. Wiley.
- [20] Zeigler, B. P., Kim, T. G., and Praehofer, H. 2000. *Theory of modeling and simulation. Integrating discrete event and continuous complex dynamic systems*. Academic Press, San Diego, Calif. [u.a.].